












Snapshot: primary and community healthcare services

Services	Funding (\$million)	Utilisation
 Ambulance	215	<ul style="list-style-type: none"> • 673,340 calls to 111 • 482,669 road ambulance attendances • 336,303 people delivered to ED • 11,239 rotary wing flying hours
 Primary Care	1,561	<ul style="list-style-type: none"> • 4.9 million people enrolled • 21,000,000 + general practice encounters annually • 950 general practices + 30 PHOs (incl 83 Māori practices + 5 Māori PHOs) • 47+ urgent care clinics • 2.5 million UCC consultations
 Kaupapa Māori services	542	<ul style="list-style-type: none"> • 330 providers, including 52 rongoā partners (majority are not general practices)
 Residential Aged Care	1,532	<ul style="list-style-type: none"> • 32,000 people in Aged Residential Care • 676 facilities
 Home & Community Support	608	<ul style="list-style-type: none"> • 80,000 people receive services • 16,000 support workers
 Dental	61	<ul style="list-style-type: none"> • 190,650 adolescents seen • 847 dentists contracted • 1.5 million free toothbrushes and toothpaste
 Mental Health & Addictions	681	<ul style="list-style-type: none"> • 75,000 people specialist community services, equivalent to 1,734,550 contacts • 326,000 people accessing primary services • 447 NGOs funded
 Community Radiology	22	<ul style="list-style-type: none"> • 300 facilities with different services; 200,000+ community ordered images.
 Maternity	284	<ul style="list-style-type: none"> • 64,433 women gave birth • 93.9% received care from an LMC for some or all of pre-natal, birth & post-natal
 Community Laboratory	307	<ul style="list-style-type: none"> • 61 medical testing laboratories • 50+ million community laboratory tests per year
 Community Pharmacy	678	<ul style="list-style-type: none"> • 1100 pharmacies • 50 million prescriptions per year